



Skydecor Laminates Pvt. Ltd.

Works: Plot No. 136, Ecotech-1 Extension, Greater Noida, G.B. Nagar, Uttar Pradesh-201308

Experience Center 20-21 Rekha Enclave 2nd Floor Mansarovar Garden, Kirti Nagar, New Delhi, 110015

Email: Info@skydecor.in | Website: www.skydecor.in



E-CATALOGUE



Follow us on :



Dealer Name :

QC

Signature and Date

*There can be colour variation in material from different batches, it is advised to you same batch material to avoid colour variations. Actual colours of the laminate sheets may vary from this Catalogue.



ACRYLLISH

ACRYLIC LAMINATES

2024-26



ACRYLISH

ACRYLIC LAMINATES



*Ek Khoobsurat
Solution*

FEATURES

Disclaimer :

This is an e-catalog.
The color of samples may differ from the actual product. Please place your order only after reviewing the physical sample. The company is not liable for any disputes post-purchase, except for warranty-related claims.

SUPERIOR GLOSS

Skydecor Acrylic Laminates are made of 100% Pure PMMA laminates, which gives the surface a super glossy finish & mirror like sheen that retains its color and brightness over the years.



COLORS & VARIETIES

Skydecor Acrylic Laminates come in a wide range of colors, patterns, and versatile design options.



LIGHT WEIGHT

The flawless design structure of Skydecor Acrylic Laminates are engineered to be extremely light weight and easy to apply.



DURABLE

Skydecor Acrylic Laminates exceptional features makes them strong and highly durable.



ANTI SCRATCH

Skydecor Acrylic Laminates are developed with top tier technology. 6H Coating makes it highly scratch resistant.



WATER PROOF & STAIN RESIST.

Skydecor Acrylic Laminates are treated with a special coating on their surface to make them water proof.



TERMITE PROOF

Skydecor Acrylic Laminates are specially treated to ensure that they remain termite and borer free for a lifetime.



LOW MAINTENANCE

Skydecor Acrylic Laminates are easy to use with very low maintenance. Just a normal wipe with a clean & wet cotton cloth.





ABOUT US

Skydecor began its journey in the year 2016 with a goal to reach beyond the sky limits. With over 1,00,000 sq. meters of Infrastructure area and state of the art machinery, we aim to expand and develop at every stage. Our manufacturing units are in Greater Noida and Hapur where we manufacture PVC Laminates, Acrylic Laminates and Decorative Laminates. Our Operational Headquarters is in Noida and Experience Center in Kirti Nagar.

Boasting a legacy of a decade, Skydecor Laminates offers to revitalize the space around you. Our collections offer limitless possibilities for an interior space to look stylish and refined. From solids to textures, from naturals to eternals, our laminates come in a wide variety of designs and patterns.

As a socially and environmentally responsible company, Skydecor also prioritizes sustainability in our design practices. We strive to incorporate eco-friendly materials, energy-efficient solutions, and sustainable practices wherever possible, contributing to a greener and more sustainable future.

Our team follows a collaborative approach, working closely to ensure smooth project management, timely execution, and impeccable finishing. We believe by developing a large dealer network in India, Skydecor has left its footprints around our country. Our team works with clients to understand their vision, preferences and requirements, ensuring that each project reflects their individuality and exceeds their expectations. We pay meticulous attention to detail, incorporating the latest design trends, materials, and technologies to create inspiring and functional spaces.

Researching and developing a wide range of laminate designs with the utmost quality and at affordable prices has become our key goal for customer satisfaction. Explore Skydecor's Laminates collection to design your interiors according to your specifics.



DESIGN MASTER 1MM*



DECORATIVE LAMINATES (0.8 MM)



PVC LAMINATES



EXTERIOR CLADDING



LINER LAMINATES



PRE-LAMINATED HDMR BOARDS



OUR JOURNEY

2016

Skydecor PVC Laminates Manufacturing Plant

in Greater Noida - U.P. with Production Capacity of 3 Lac Sheets per annum



2018

Production Capacity Tripled
1 Million Sheets per annum



2020

Skydecor Decorative Laminates Manufacturing Plant

in Hapur - U.P. with Production Capacity of 3 Million per annum



2022

Skydecor Acrylic Laminates Manufacturing Plant

Greater Noida - U.P. with Production Capacity of 6 Lac Sheets per annum



2024

Skydecor Experience Centre

in Mansarovar Garden, Kirti Nagar, New Delhi - 15



2025

Skydecor Proudly Announces
the Grand Opening of Our First Export Warehouse in Dubai!



OUR DEALER NETWORK



E-CATALOGUE

WE ARE THE ONLY COMPANY MANUFACTURING ALL KINDS OF LAMINATES IN INDIA.

THE "MADE IN INDIA" BRAND TO DRIVE ECONOMIC GROWTH & SUSTAINABILITY



CONTENTS

| NAME | SERIES | PAGE NO. |
|---------------------|--------|----------|
| FLUTE 3 MM (GLASS) | 1500 | 02 - 06 |
| FLUTE 3 MM (GLASS) | 1000 | 08 - 10 |
| SOLID 2 MM | 300 | 12 - 14 |
| SOLIDS RASO 1.5MM | 200 | 15 - 16 |
| SHIMMER 1.5 MM | 150 | 18 - 20 |
| METALLO 1.5 MM | 400 | 22 - 24 |
| SOLIDS 1.5 MM | 100 | 25 - 34 |
| MARBLEX 1.5 MM | 450 | 35 - 42 |
| REFLECT 1.5 MM | 700 | 43 - 44 |
| NATURAL WOOD 1.5 MM | 600 | 45 - 46 |
| FLUTE 3 MM (GLASS) | 2000 | 47 - 48 |



Follow us on :



FLUTE GLASS


3 MM THICKNESS



DESIGN
LIKE
NATURE



The latest talk of the town is now
in catalogue to be found in your
spaces.



SDA
1507




FLUTE GLASS

3 MM THICKNESS



SDA
1508



SDA
1509



SDA 1509

- 6H COATING
- SUPERIOR GLOSS
- ANTISCRATCH
- ANTI YELLOW
- 100% PURE ACRYLIC
- WATER PROOF
- TERMITE PROOF




The distinct features of sparkled acrylic sheets complement each other to achieve a pleasant and comfortable home!

FLUTE GLASS

3 MM THICKNESS



SDA
1506



SDA
1505



SDA
1503




SDA
1502



SDA
1501



SDA
1504




- 6H COATING
- SUPERIOR GLOSS
- ANTISCRATCH
- ANTI YELLOW
- 100% PURE ACRYLIC
- WATER PROOF
- TERMITE PROOF

FLUTE GLASS

3 MM THICKNESS



Some enticing fluted laminates can transform your homes into pieces of fine art. These ones are surely one of them.



SDA
1002



SDA
1001





We present the new range of fluted laminates which come in a wide range of colors and design patterns. Select through this catalog and decorate your space with grace.




SDA 1004

- 6H**
COATING
- SUPERIOR GLOSS
- ANTISCRATCH
- ANTI YELLOW
- 100%**
PURE ACRYLIC
- WATER PROOF
- TERMITE PROOF

FLUTE GLASS

3 MM THICKNESS



SDA
1003

MATCHING EDGE BAND • SDE 107



SDA
1004

MATCHING EDGE BAND • SDE 115




SDA
1005

MATCHING EDGE BAND • SDE 102



SOLID

2 MM THICKNESS




SDA
306

MATCHING EDGE BAND • SDE 107



SDA
304

MATCHING EDGE BAND • SDE 135



SDA
301

MATCHING EDGE BAND • SDE 122



SDA 306



Bring dimensions and character
to your walls and achieve a
refined look!




Dark shades are the unmatched elegance and endless possibilities!



SOLID

2 MM THICKNESS



SDA
307

MATCHING EDGE BAND • SDE 136




SDA
305

MATCHING EDGE BAND • SDE 106



SDA
302

MATCHING EDGE BAND • SDE 113



SDA
303


MATCHING EDGE BAND • SDE 102



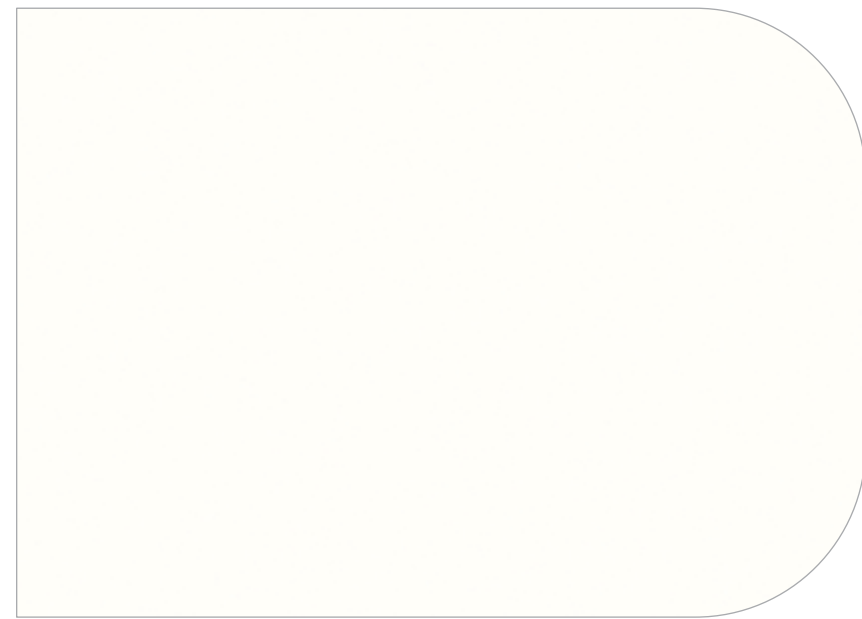
- 6H COATING
- SUPERIOR GLOSS
- ANTISCRATCH
- ANTI YELLOW
- 100% PURE ACRYLIC
- WATER PROOF
- TERMITE PROOF

SOLID RASO

1.5 MM THICKNESS



SDA
201



SDA
202



SDA
206



SDA
203



SDA
209



SOLID RASO

1.5 MM THICKNESS



SDA
208



SDA
204

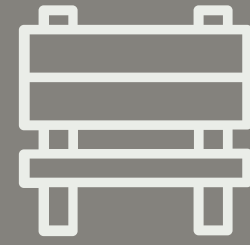


SDA
207



SDA
205





SHIMMER

1.5 MM THICKNESS



SDA
153

MATCHING EDGE BAND • SDE 153



SDA
152

MATCHING EDGE BAND • SDE 152



SDA
154



SDA
151



-  **6H**
COATING
-  **SUPERIOR GLOSS**
-  **100%**
PURE ACRYLIC
-  **ANTI YELLOW**
-  **ANTISCRATCH**
-  **WATER PROOF**
-  **TERMITE PROOF**




Let your laminates
decide the vibe of
your space!

- 6H
COATING
- SUPERIOR GLOSS
- ANTISCRATCH
- ANTI YELLOW
- 100%
PURE ACRYLIC
- WATER PROOF
- TERMITE PROOF


SHIMMER

1.5 MM THICKNESS



SDA
157

MATCHING EDGE BAND • SDE 157



SDA
158

MATCHING EDGE BAND • SDE 158



SDA
156

MATCHING EDGE BAND • SDE 156



SDA
155

MATCHING EDGE BAND • SDE 155



SDA
162


MATCHING EDGE BAND • SDE 162



SDA
161



SDA 155



SDA 427

Have a trending surface, lustrous finish, ravishing charm are perfectly the right options if you are looking to renovate!

- 6H COATING
- SUPERIOR GLOSS
- ANTISCRATCH
- ANTI YELLOW
- 100% PURE ACRYLIC
- WATER PROOF
- TERMITE PROOF

METALLO

1.5 MM THICKNESS



SDA
428

MATCHING EDGE BAND • SDE 428



SDA
427

MATCHING EDGE BAND • SDE 427



SDA
426

MATCHING EDGE BAND • SDE 426



METALLO

1.5 MM THICKNESS



SDA
430 MATCHING EDGE BAND • SDE 430



SDA
429 MATCHING EDGE BAND • SDE 429



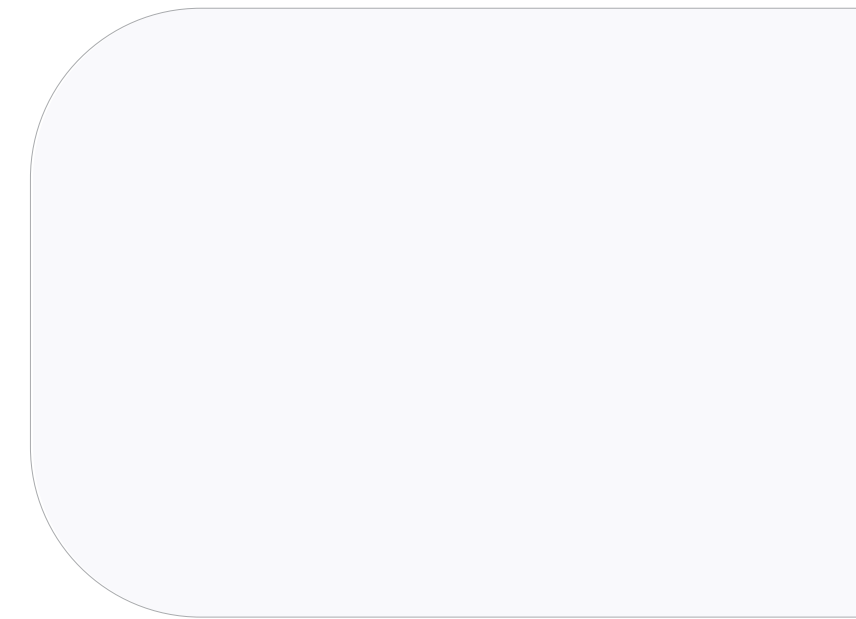
SDA
423 MATCHING EDGE BAND • SDE 423




SDA
424 MATCHING EDGE BAND • SDE 424

METALLO

1.5 MM THICKNESS



SDA
420 MATCHING EDGE BAND • SDE 420



SDA
421 MATCHING EDGE BAND • SDE 421




SDA
422 MATCHING EDGE BAND • SDE 422



SDA
431 MATCHING EDGE BAND • SDE 431



SDA
432 MATCHING EDGE BAND • SDE 432





SDA
425 MATCHING EDGE BAND • SDE 425



SOLIDS

1.5 MM THICKNESS



SDA
121 MATCHING EDGE BAND • SDE 121

SDA
137 MATCHING EDGE BAND • SDE 137



SDA
129 MATCHING EDGE BAND • SDE 129

SDA
109 MATCHING EDGE BAND • SDE 109



SDA
133 MATCHING EDGE BAND • SDE 133

SDA
105 MATCHING EDGE BAND • SDE 105



SDA
127 MATCHING EDGE BAND • SDE 127

SDA
132 MATCHING EDGE BAND • SDE 132



SDA
126 MATCHING EDGE BAND • SDE 126




SOLIDS

1.5 MM THICKNESS



SDA
112

MATCHING EDGE BAND • SDE 112



SDA
134

MATCHING EDGE BAND • SDE 134



SDA
120




SDA
125

MATCHING EDGE BAND • SDE 125



SDA
111

MATCHING EDGE BAND • SDE 111




SDA
130

MATCHING EDGE BAND • SDE 130




SOLIDS

1.5 MM THICKNESS



SDA
115

MATCHING EDGE BAND • SDE 115




SDA
122

MATCHING EDGE BAND • SDE 122



SDA
103

MATCHING EDGE BAND • SDE 103




SDA
135

MATCHING EDGE BAND • SDE 135



SOLIDS

1.5 MM THICKNESS



SDA
114

MATCHING EDGE BAND • SDE 114



SDA
113

MATCHING EDGE BAND • SDE 113



SDA
116



SDA
102

MATCHING EDGE BAND • SDE 102




SOLIDS

1.5 MM THICKNESS


We focus on carrying relaxing getaways for our clients. Keeping in mind the feeling of putting your leg up, grabbing a book and relaxing. These texture help us.

SOLIDS

1.5 MM THICKNESS



SDA
101



SDA
138

MATCHING EDGE BAND • SDE 138



Dark shades are the unmatched elegance and endless possibilities!

SOLIDS

1.5 MM THICKNESS



SDA
123



SDA
131

MATCHING EDGE BAND • SDE 131



SDA
117



SDA
128

MATCHING EDGE BAND • SDE 128



SOLIDS

1.5 MM THICKNESS

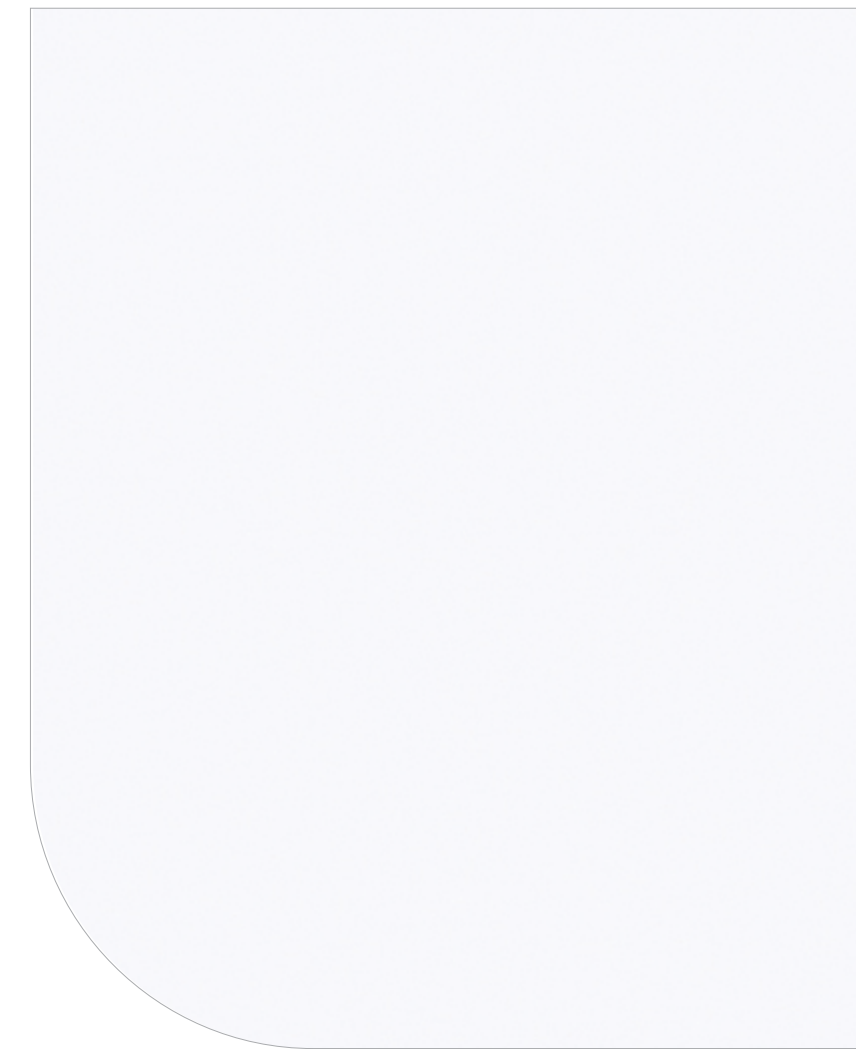


The operative laminates that define our design process with beauty.

SDA 119

SOLIDS

1.5 MM THICKNESS




SDA
106

MATCHING EDGE BAND • SDE 106




SDA
107

MATCHING EDGE BAND • SDE 107




SDA
118

MATCHING EDGE BAND • SDE 118



SDA
136

MATCHING EDGE BAND • SDE 136



SDA
119

MATCHING EDGE BAND • SDE 119



MARBLEX

1.5 MM THICKNESS




MARBLEX

1.5 MM THICKNESS



SDA
464




SDA
463



SDA
465





MARBLEX

1.5 MM THICKNESS



SDA
452



SDA
451



The softness and the richness that they bring look like painted beauty.



MARBLEX

1.5 MM THICKNESS



SDA
460



SDA
459 A



SDA
461



SDA
462



MARBLEX

1.5 MM THICKNESS



Zigzag your way to stunning interiors. Unleash the power of fluted marbles.



SDA 453

MARBLEX

1.5 MM THICKNESS



SDA
456



SDA
455



SDA
453



SDA
454




REFLECT

1.5 MM THICKNESS



REFLECT
1.5 MM THICKNESS



SDA
701



SDA
703



SDA
704



SDA
702



NATURAL WOOD

1.5 MM THICKNESS



SDA
608



SDA
607



SDA
612




SDA
611 A



NATURAL WOOD

1.5 MM THICKNESS



SDA
601






FLUTE GLASS

3 MM THICKNESS

SKYDECOR[®]
ACRYLIC LAMINATES



SDA
2001



SDA
2002

WAYS TO KEEP SKYDECOR ACRYLIC LAMINATE NEW FOREVER?

- Follow some steps mentioned as below to maintain Skydecor Acrylic Laminates.
- To clean the surface of Acrylic Laminates do not use thinner.
- Wipe the surface gently with a non-abrasive cloth.
- Avoid the use of abrasive liquid cleansers, bleaching compounds or solution as these may damage the surface of the laminates.
- Use mild house hold glass cleaner like COLIN to remove more stubborn stains.
- You can use normal water also for cleaning.
- Do not place hot cookware directly on the Acrylic Laminate.
- Always store Acrylic Laminates at temperature below 300 Celsius.

HOW TO APPLY SKYDECOR ACRYLIC LAMINATES ON INTERIORS & FURNITURES

- Use balancing sheet on backside.
- Always clean the dust particles properly from the substrate (plywood MDF, Particle Board) surface by cloth or soft brush.
- Always use good quality branded adhesive to stick Acrylic Laminate on substrate. Please don't add water in adhesive before using it.
- Spread the adhesive uniformly by brush, roller or adhesive spreader on Acrylic Laminate and base substrate (Plywood, MDF, Particle Board).
- It is necessary to remove the air between Acrylic Laminate and substrate. Please leave minimum 2mm of groove between two pieces of Acrylic Laminate.
- At the time of pressing Acrylic Laminate on base substrate (Plywood, MDF, Particle Board) always use soft pinch roller or normal pressing technique to protect surface from any damage.
- The pressing should be done from the middle of the panel and move towards to the sideline and corners of the panel.
- For better bonding of Acrylic Laminate on substrate, press it for minimum 12 to 15 hours.
- Peel off the protective film within 15 days of installation.

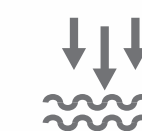
WAYS TO PREVENT SKYDECOR ACRYLIC LAMINATES FROM COLOR FADE OR YELLOWING

- Do not expose your Acrylic Laminated furniture to direct sunlight, it may cause discolouring, fading and yellowing of the laminates.
- Don't use inferior quality chemical dipped plywood as it can react with adhesive which may cause yellow patches after the installation.
- Don't use synthetic rubber adhesive for bonding as it may lead to brown/colored patches on Acrylic Laminates.
- Don't place hot cookware directly on the Acrylic Laminates.
- Prolong exposure of Acrylic Laminate above 30-degree temperature should be avoided.

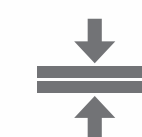
YOU CAN AVOID PROBLEMS LIKE AIR BUBBLE & DELAMINATION ACRYLIC LAMINATE.



Avoid the lamination process of Acrylic Laminate under high humidity environment.



Don't use uneven surface substrate (Plywood, MDF, Particle Board) that may lead to air vacuum and air bubble which may appear after the installation.



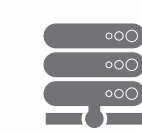
Insufficient or lack of pressing during the bonding period of Acrylic Laminate.



Prevent the base substrate (Plywood, MDF, Particle Board) to absorb moisture. Because after few days of installation, it gradually loses moisture and this resulting in air bubble formation between Acrylic Laminate and substrate.



Don't use the water base synthetic resin adhesive any other than PEVA (Polyethylene Vinyl Acetate Co-polymer)



Take extra care during use of big size acrylic laminate for paneling because due to the bigger surface area, improper lamination may lead to air bubble formation after installation.

ALL DESIGNS IN THIS CATALOGUE CAN BE CUSTOMIZED IN : FLUTE & SOFT MATT

INDEX

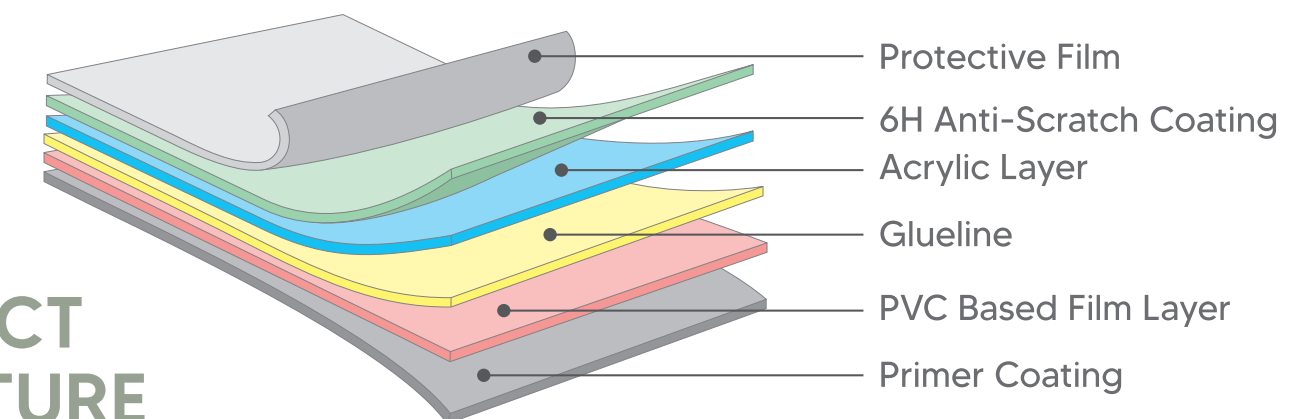
| S.NO. | DESIGN NO. | MATCHING EDGE BAND | PAGE NO. |
|-------|------------|-----------------------|----------|
| 1 | SDA 101 | | 31 |
| 2 | SDA 102 | EDGE BAND • SDE - 102 | 30 |
| 3 | SDA 103 | EDGE BAND • SDE - 103 | 29 |
| 4 | SDA 105 | EDGE BAND • SDE - 105 | 25 |
| 5 | SDA 106 | EDGE BAND • SDE - 106 | 34 |
| 6 | SDA 107 | EDGE BAND • SDE - 107 | 34 |
| 7 | SDA 109 | EDGE BAND • SDE - 109 | 26 |
| 8 | SDA 111 | EDGE BAND • SDE - 111 | 28 |
| 9 | SDA 112 | EDGE BAND • SDE - 112 | 28 |
| 10 | SDA 113 | EDGE BAND • SDE - 113 | 30 |
| 11 | SDA 114 | EDGE BAND • SDE - 114 | 30 |
| 12 | SDA 115 | EDGE BAND • SDE - 115 | 29 |
| 13 | SDA 116 | | 30 |
| 14 | SDA 117 | | 32 |
| 15 | SDA 118 | EDGE BAND • SDE - 118 | 34 |
| 16 | SDA 119 | EDGE BAND • SDE - 119 | 33 |
| 17 | SDA 120 | | 27 |
| 18 | SDA 121 | EDGE BAND • SDE - 121 | 26 |
| 19 | SDA 122 | EDGE BAND • SDE - 122 | 29 |
| 20 | SDA 123 | | 32 |
| 21 | SDA 125 | EDGE BAND • SDE - 125 | 27 |
| 22 | SDA 126 | EDGE BAND • SDE - 126 | 26 |
| 23 | SDA 127 | EDGE BAND • SDE - 127 | 25 |
| 24 | SDA 128 | EDGE BAND • SDE - 128 | 32 |
| 25 | SDA 129 | EDGE BAND • SDE - 129 | 26 |
| 26 | SDA 130 | EDGE BAND • SDE - 130 | 28 |
| 27 | SDA 131 | EDGE BAND • SDE - 131 | 32 |
| 28 | SDA 132 | EDGE BAND • SDE - 132 | 25 |
| 29 | SDA 133 | EDGE BAND • SDE - 133 | 25 |
| 30 | SDA 134 | EDGE BAND • SDE - 134 | 28 |
| 31 | SDA 135 | EDGE BAND • SDE - 135 | 29 |
| 32 | SDA 136 | EDGE BAND • SDE - 136 | 34 |
| 33 | SDA 137 | EDGE BAND • SDE - 137 | 26 |
| 34 | SDA 138 | EDGE BAND • SDE - 138 | 31 |
| 35 | SDA 151 | | 18 |
| 36 | SDA 152 | EDGE BAND • SDE - 152 | 18 |
| 37 | SDA 153 | EDGE BAND • SDE - 153 | 18 |
| 38 | SDA 154 | | 18 |
| 39 | SDA 155 | EDGE BAND • SDE - 155 | 20 |
| 40 | SDA 156 | EDGE BAND • SDE - 156 | 20 |
| 41 | SDA 157 | EDGE BAND • SDE - 157 | 20 |
| 42 | SDA 158 | EDGE BAND • SDE - 158 | 20 |
| 43 | SDA 161 | | 20 |
| 44 | SDA 162 | EDGE BAND • SDE - 162 | 20 |
| 45 | SDA 201 | | 15 |
| 46 | SDA 202 | | 15 |
| 47 | SDA 203 | | 15 |
| 48 | SDA 204 | | 16 |
| 49 | SDA 205 | | 16 |
| 50 | SDA 206 | | 15 |
| 51 | SDA 207 | | 16 |
| 52 | SDA 208 | | 16 |
| 53 | SDA 209 | | 15 |
| 54 | SDA 301 | EDGE BAND • SDE - 122 | 14 |
| 55 | SDA 302 | EDGE BAND • SDE - 113 | 14 |
| 56 | SDA 303 | EDGE BAND • SDE - 102 | 14 |

| S.NO. | DESIGN NO. | MATCHING EDGE BAND | PAGE NO. |
|-------|------------|-----------------------|----------|
| 57 | SDA 304 | EDGE BAND • SDE - 135 | 14 |
| 58 | SDA 305 | EDGE BAND • SDE - 106 | 12 |
| 59 | SDA 306 | EDGE BAND • SDE - 107 | 12 |
| 60 | SDA 307 | EDGE BAND • SDE - 136 | 12 |
| 61 | SDA 420 | EDGE BAND • SDE - 420 | 24 |
| 62 | SDA 421 | EDGE BAND • SDE - 421 | 24 |
| 63 | SDA 422 | EDGE BAND • SDE - 422 | 24 |
| 64 | SDA 423 | EDGE BAND • SDE - 423 | 23 |
| 65 | SDA 424 | EDGE BAND • SDE - 424 | 23 |
| 66 | SDA 425 | EDGE BAND • SDE - 425 | 24 |
| 67 | SDA 426 | EDGE BAND • SDE - 426 | 22 |
| 68 | SDA 427 | EDGE BAND • SDE - 427 | 22 |
| 69 | SDA 428 | EDGE BAND • SDE - 428 | 22 |
| 70 | SDA 429 | EDGE BAND • SDE - 429 | 23 |
| 71 | SDA 430 | EDGE BAND • SDE - 430 | 23 |
| 72 | SDA 431 | EDGE BAND • SDE - 431 | 24 |
| 73 | SDA 432 | EDGE BAND • SDE - 432 | 24 |
| 74 | SDA 451 | | 38 |
| 75 | SDA 452 | | 38 |
| 76 | SDA 453 | | 41 |
| 77 | SDA 454 | | 41 |
| 78 | SDA 455 | | 42 |
| 79 | SDA 456 | | 42 |
| 80 | SDA 459 A | | 40 |
| 81 | SDA 460 | | 40 |
| 82 | SDA 461 | | 39 |
| 83 | SDA 462 | | 39 |
| 84 | SDA 463 | | 35 |
| 85 | SDA 464 | | 35 |
| 86 | SDA 465 | | 36 |
| 87 | SDA 601 | | 46 |
| 88 | SDA 607 | | 45 |
| 89 | SDA 608 | | 45 |
| 90 | SDA 611 A | | 45 |
| 91 | SDA 612 | | 45 |
| 92 | SDA 701 | | 44 |
| 93 | SDA 702 | | 44 |
| 94 | SDA 703 | | 44 |
| 95 | SDA 704 | | 44 |
| 96 | SDA 1001 | | 08 |
| 97 | SDA 1002 | | 08 |
| 98 | SDA 1003 | EDGE BAND • SDE - 107 | 10 |
| 99 | SDA 1004 | EDGE BAND • SDE - 115 | 10 |
| 100 | SDA 1005 | EDGE BAND • SDE - 102 | 10 |
| 101 | SDA 1501 | | 06 |
| 102 | SDA 1502 | | 06 |
| 103 | SDA 1503 | | 06 |
| 104 | SDA 1504 | | 06 |
| 105 | SDA 1505 | | 06 |
| 106 | SDA 1506 | | 06 |
| 107 | SDA 1507 | | 02 |
| 108 | SDA 1508 | | 04 |
| 109 | SDA 1509 | | 04 |
| 110 | SDA 2001 | | 48 |
| 111 | SDA 2002 | | 48 |

COMPARISON TABLE

| PARAMETERS | SKYDECOR ACRYLIC LAMINATE | HIGH GLOSS LAMINATE (MICA) | PU COATING / DUCO PAINT | BACK PAINTED GLASS |
|-----------------------------------|---------------------------|----------------------------|-------------------------|--------------------|
| GLASS LEVEL | >90 | >70 | >85 | >85 |
| SCRATCH PROOF | 6H ANTISCRATCH | NO | NO | NO |
| COLOR CONSISTENCY | EXCELLENT | NOT GOOD | NOT GOOD | NOT GOOD |
| ORANGE PEEL | NO | YES | YES | NO |
| UV RESISTANCE | EXCELLENT | BAD | BAD | BAD |
| WATER RESISTANCE | EXCELLENT | BAD | BAD | EXCELLENT |
| DRY HEAT RESISTANCE | EXCELLENT | GOOD | BAD | BAD |
| VOLATILE ORGANIC COMPOUNDS (VOCs) | NO | YES | YES | YES |

PRODUCT STRUCTURE



Sheet Size : 8' x 4' (2440mm X 1220mm)
 Sheet Standard Thickness: 1.5mm & 3mm (Flute only)
 Sheet Thickness can be customized in 1mm, 1.5mm and 2mm
 Length & Width Tolerance: 1 inch
 Thickness Tolerance: # 0.10mm

All designs in this catalogue
 can be customized in :
FLUTE & SOFT MATT

DISCLAIMER

The Products are tested to be reasonably free of defects, and when used and fabricated properly they will comply with the applicable manufacturing specifications within realistic deviations. We recommend customers to inspect products properly before installing.

Product's warranty in no way covers defects and non-compliance from or otherwise attributable to any other causes, including, without limitation the following :

- Improper handling / transportation / storage of Skydecor Acrylic Laminates
- Improper installation of Skydecor Acrylic Laminates
- Improper or unintended usage of Skydecor Acrylic Laminates
- Lack of or improper maintenance of Skydecor Acrylic Laminates
- Exposure to high temperatures
- Unauthorized alteration to the products
- Outdoor applications
- Do not use plywood with high moisture content
- Do not use ply with uneven surface

7
YEARS

WARRANTY