

# zipco<sup>®</sup>



**MAXIMUM RETAIL PRICES**  
(INCLUSIVE OF GST)

EFFECTIVE: SEP 22<sup>nd</sup>, 2025



[www.zipco.in](http://www.zipco.in)

# INDEX

Sr. No.	Product Segment	Page No.
1.	Drawer Slides & Hinges	1
2.	Joinery Fittings & Screws	
i)	Joinery & Fasteners	2
ii)	Screws	2
3.	Locks & Hi Slides	3
4.	Pro-Lift & General Hardware	4
5.	Castors	5 - 6
6.	Window & Door Fittings	7
7.	Kitchen Systems & Accessories	8 - 13

## Finishes Ready Reckoner

Finish	Code	Finish	Code
Zinc Black	- ZB	Ivory	- IV
Zinc White	- ZW	Anthracite	- AT
Nickel Plated	- NP	White	- WH
Satin Nickel Plated	- SNP	Silver	- SL
Stainless Steel	- SS	Brushed Steel / SSS	- BS
Polished Stainless Steel	- PSS	Anodized Silver	- AS
Black	- BL		
Grey	- GR		
Clear	- CL		
Antique	- AQ		

In our quest for quality, we constantly improve designs, features and specifications of our products. We therefore reserve the right to alter or change the design specifications without prior notification. The color of the products in this MRP may not match the actual color due to printing limitations.

## DRAWER SLIDES

ITEM	ITEM CODE	MATERIAL	SIZE	FINISH	PCS. / SET	SPU	MRP
<b>DRAWER SLIDES</b>							
	Bottom Mounting Drawer Slides	Z-BMDS30	300 mm	IV	Set of 4 Pcs.	25	134
		Z-BMDS35	350 mm	IV	Set of 4 Pcs.	25	148
		Z-BMDS40	400 mm	IV	Set of 4 Pcs.	25	163
		Z-BMDS45	450 mm	IV	Set of 4 Pcs.	25	176
	Ball Bearing Slides, 35Kg	2/1/STDS25	250 mm	ZW / ZB	Set of 2 Pcs.	10	217
		2/1/STDS30	300 mm	ZW / ZB	Set of 2 Pcs.	10	260
		2/1/STDS35	350 mm	ZW / ZB	Set of 2 Pcs.	10	303
		2/1/STDS40	400 mm	ZW / ZB	Set of 2 Pcs.	10	349
		2/1/STDS45	450 mm	ZW / ZB	Set of 2 Pcs.	10	392
		2/1/STDS50	500 mm	ZW / ZB	Set of 2 Pcs.	10	433
		2/1/STDS55	550 mm	ZW / ZB	Set of 2 Pcs.	10	478
	Concealed Drawer Slide - Slim (with Facia Bracket)	ZCDSS30-SC	300mm	ZW	Set	10	1182
		ZCDSS35-SC	350mm	ZW	Set	10	1225
		ZCDSS40-SC	400mm	ZW	Set	10	1288
		ZCDSS45-SC	450mm	ZW	Set	10	1330
		ZCDSS50-SC	500mm	ZW	Set	10	1394
		ZCDSS55-SC	550mm	ZW	Set	10	1457
	Heavy Duty Drawer Slides - 90	2/7/HD90-45	450mm/90 Kg	ZW	Set of 2 pcs.		1351
		2/7/HD90-50	500mm/90 Kg	ZW	Set of 2 pcs.		1498
		2/7/HD90-60	600 mm /90 Kg	ZW	Set of 2 pcs.		1791
		2/7/HD90-75	750mm/90 Kg	ZW	Set of 2 pcs.		2242
		2/7/HD90-90	900 mm/90 Kg	ZW	Set of 2 pcs.		2692

**Concealed Drawer Slide - Slim (with Facia Bracket)**

- Ultra smooth and silent sliding.
- Available in lengths from 300mm - 550mm.
- Load Capacity: 35Kg.
- Finish: Zinc White.

**HEAVY DUTY DRAWER SLIDES - 90**

- Load capacity - 90KG
- Length: 450, 500 & 750mm
- Full extension, allows full access to the contents of the drawer
- Finish: Zinc White

## JOINERY FITTINGS & SCREWS

ITEM	ITEM CODE	MATERIAL	SIZE	FINISH	PCS. / SET	SPU	MRP	
<b>JOINERY &amp; FASTENERS</b>								
	Minifix Housing	Z-MF16-NP	ø 16 mm	NP	Each	250	6	
		Z-MF18-NP	ø 18 mm	NP	Each	250	7	
	Steelfix Housing	Z-SF16-NP	ø 15 mm, Ht 11.5 mm	NP	Each	1000	4	
		Z-SF18-NP	ø 15 mm, Ht 13.5 mm	NP	Each	1000	5	
	M6 ROTOR Screw	Z-MFRM6	42mm (Total Length)	ZW	Each	250	2	
M6 Dowel - ø10 mm	Z-MFD610	10 x 10.5 mm	Nylon	Each	250	1		
	Dowel	ZDP840	8 x 40 mm	Wooden	Each	500	1	
ITEM	ITEM CODE	MATERIAL	SIZE	FINISH	Qty. Retail / Retail Bulk	SPU	MRP Retail / Retail Bulk	
<b>SCREWS</b>								
	Dry Wall (Gypsum) Screws	ZDWS 3516 BL/ZW	C-1018/C-1022 Steel	3.5 x 16mm	Black / Zinc	100 pcs	1000	42
		ZDWS 3519 BL/ZW	C-1018/C-1022 Steel	3.5 x 19mm	Black / Zinc	100 pcs	1000	46
		ZDWS 3525 BL/ZW	C-1018/C-1022 Steel	3.5 x 25mm	Black / Zinc	100 pcs	1000	54
		ZDWS 3532 BL/ZW	C-1018/C-1022 Steel	3.5 x 32mm	Black / Zinc	100 pcs	500	69
		ZDWS 3538 BL/ZW	C-1018/C-1022 Steel	3.5 x 38mm	Black / Zinc	100 pcs	400	80
		ZDWS 3550 BL/ZW	C-1018/C-1022 Steel	3.5 x 50mm	Black / Zinc	100 pcs	200	109
		ZDWS 3560 BL/ZW	C-1018/C-1022 Steel	3.5 X 60mm	Black / Zinc	100 pcs	150	138
		ZDWS 3575 BL/ZW	C-1018/C-1022 Steel	3.5 x 75mm	Black / Zinc	100 pcs	100	184
	Dry Wall (Gypsum) Screws	ZDWS 4219 BL/ZW	C-1018/C-1022 Steel	4.2 x 19mm	Black / Zinc	100 pcs	800	59
		ZDWS 4225 BL/ZW	C-1018/C-1022 Steel	4.2 x 25mm	Black / Zinc	100 pcs	1000	71
		ZDWS 4230 BL/ZW	C-1018/C-1022 Steel	4.2 x 30mm	Black / Zinc	100 pcs	400	92
		ZDWS 4232 BL/ZW		4.2 x 32 mm	Black / Zinc	100 pcs	400	94
		ZDWS 4235 BL/ZW	C-1018/C-1022 Steel	4.2 x 35mm	Black / Zinc	100 pcs	500	107
		ZDWS 4238 BL/ZW		4.2 x 38 mm	Black / Zinc	100 pcs	300	109
		ZDWS 4250 BL/ZW	C-1018/C-1022 Steel	4.2 x 50mm	Black / Zinc	100 pcs	200	149
		ZDWS 4260 BL/ZW	C-1018/C-1022 Steel	4.2 x 60mm	Black / Zinc	100 pcs	150	161
		ZDWS 4275 BL/ZW	C-1018/C-1022 Steel	4.2 x 75mm	Black / Zinc	100 pcs	100	205
		ZDWS 42100 BL/ZW	C-1018/C-1022 Steel	4.2 x 100mm	Black / Zinc	100 pcs	100	277
	Dry Wall (Gypsum) Screws	ZDWS 3516 NP		3.5 x 16mm	NP	100 pcs	1000	50
		ZDWS 3519 NP		3.5 x 19mm	NP	100 pcs	1000	57
		ZDWS 3525 NP		3.5 x 25mm	NP	100 pcs	1000	67
		ZDWS 3532 NP		3.5 x 32mm	NP	100 pcs	500	86
		ZDWS 3538 NP		3.5 x 38mm	NP	100 pcs	400	98
		ZDWS 3550 NP		3.5 x 50mm	NP	100 pcs	200	126
	Butterfly Wall Plug (with screw ZDWS 3550)	Z-BWP-40		Dia. 14 x 40	WH	Each	100	6

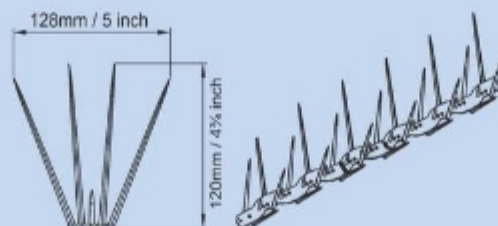
## LOCKS & HI SLIDES

ITEM	ITEM CODE	MATERIAL	SIZE	FINISH	PCS. / SET	SPU	MRP
<b>LOCKS</b>							
	Square Lock Popular 22mm	Z-SQLP1-22	22mm / Ø19mm		Each	12	91
	Square Lock 22 mm	Z-SQL1-22	22mm / Ø19mm		Each	12	86
	Square Lock 32 mm	Z-SQL1-32	32mm / Ø19mm		Each	12	117
	Front Multi Drawer Lock - 600 mm	Z-FMDL60	Ø19mm / Locking Strip Length: 600mm		Each	1	233
	Cam Lock - Threaded 25 mm	Z-MCL2-25	25mm		Each	12	105
	Sliding Wardrobe Lock	Z-WLS1-18	18mm / Ø19mm		Each	10	335
	Wardrobe Lock 2 Point - Inset (22 mm)	Z-WL2-22-I	22mm / Ø19mm / Rod Length: (995mm x 2)		Set	1	727
<b>HI SLIDE 45 - REVERSIBLE SOFT CLOSE</b>							
	Hi Slide 45 - Reversible Soft Close - 2 Doors (Complete 2 Door Fittings With Soft Close attachments)	Z-HS45R-2	45 Kg	GR	Set	1	2451
	Hi Slide 45 - Reversible Soft Close - 3 Doors (Complete 3 Door Fittings With Soft Close attachments)	Z-HS45R-3	45 Kg	GR	Set	1	3237
	Al. Profile Track for Hi Slide 45 Reversible Soft Close 2 Doors & 3 Doors (Set of Top & Bottom Track with Decorative Cover)	Z-HS45R-T2	2.44m	AS	Set	1	2717
		Z-HS45R-T3	3.66m	AS	Set	1	4075

## PRO-LIFT & GENERAL HARDWARE

ITEM	ITEM CODE	MATERIAL	SIZE	FINISH	PCS. / SET	SPU	MRP	
<b>PRO LIFT</b>								
	Pro-Lift	ZPLC-06	60N	SL	Pair	1	266	
		ZPLC-08	80N	SL	Pair	1	266	
		ZPLC-10	100N	SL	Pair	1	266	
		ZPLC-12	120N	SL	Pair	1	266	
		ZPLC-15	150N	SL	Pair	1	266	
		ZPLC-20	200N	SL	Pair	1	308	
		ZPLC-25	250N	SL	Pair	1	352	
	ZiPro-Lift Flap Door System-Medium	ZL-FDSM	Door Weight: 6 – 8Kg Door Size W1200xH500xT18mm	GR	Set	1	3027	
	ZiPro-Lift Flap Door System-Heavy	ZL-FDSH	Door Weight: 8 – 10Kg Door Size W1200xH500xT25mm	GR	Set	1	3027	
<b>GENERAL HARDWARE &amp; ACCESSORIES</b>								
	Shoe Rack Fittings (Plastic)	6/3/SRF/BL	Plastic	Black	Set of 2 Pcs.	1	461	
	Cabinet Shelf Support	Z-CSS3	Load: 16kg/pc	ZW	Each	250	3	
	Multipurpose Rotating Hook	ZMRH		NB/BL	Each		362	
<b>BIRD SPIKE</b>								
	Bird Spike (Polycarbonate)	6/4/BS 18	Poly-carbonate	450 mm	CL	10 Pcs.	10	1043






Protect building from bird menace in humane way



## CASTORS

	ITEM	ITEM CODE	MATERIAL	SIZE	FINISH	PCS. / SET	SPU	MRP
<b>CASTORS</b>								
<b>APPLIANCE CASTORS</b>								
 Nylon	Fixed 4-Wheel (Nylon)	1/4/FN4C	Nylon	Load/Wheel: 50Kg	P.C.	Set of 4 Pcs.	1	377
	Fixed 4-Wheel (PU)	1/4/FPU4C	PU	Load/Wheel: 67Kg	P.C.	Set of 4 Pcs.	1	488
 PU	Fixed 4-Wheel (Bearing)	1/4/FBW4C	TPE	Load/Wheel: 67Kg	P.C.	Set of 4 Pcs.	1	1058
	Swivel 4-Wheel (Nylon)	1/4/SN4C	Nylon	Load/Wheel: 50Kg	P.C.	Set of 4 Pcs.	1	517
 Bearing	Swivel 4-Wheel (PU)	1/4/SPU4C	PU	Load/Wheel: 67Kg	P.C.	Set of 4 Pcs.	1	626
	Swivel 4-Wheel (Bearing)	1/4/SBW4C	TPE	Load/Wheel: 67Kg	P.C.	Set of 4 Pcs.	1	1177
 Fixed 4 Wheel	Fixed 6-Wheel (Nylon)	1/4/FN6C	Nylon	Load/Wheel: 75Kg	P.C.	Set of 4 Pcs.	1	595
	Fixed 6-Wheel (PU)	1/4/FPU6C	PU	Load/Wheel: 100Kg	P.C.	Set of 4 Pcs.	1	758
 Swivel 4 Wheel	Fixed 6-Wheel (Bearing)	1/4/FBW6C	TPE	Load/Wheel: 100Kg	P.C.	Set of 4 Pcs.	1	1584
	Swivel 6-Wheel (Nylon)	1/4/SN6C	Nylon	Load/Wheel: 75Kg	P.C.	Set of 4 Pcs.	1	836
 Fixed 6 Wheel	Swivel 6-Wheel (PU)	1/4/SPU6C	PU	Load/Wheel: 100Kg	P.C.	Set of 4 Pcs.	1	1010
	Swivel 6-Wheel (Bearing)	1/4/SBW6C	Load/Wh eel: 100Kg	Load/Wheel: 100Kg	P.C.	Set of 4 Pcs.	1	1837
 Swivel 6 Wheel								

## CASTORS

	ITEM	ITEM CODE	MATERIAL	SIZE	FINISH	PCS. / SET	SPU	MRP
<b>SWIVEL CASTORS - Polycarbonate</b>								
     	Swivel Castor Ø 35mm with Brake	1/5/P35 PB	Poly-carbonate	Load/Wheel: 25Kg	Fumed	Set of 2 Pcs.	1	423
	Swivel Castor Ø 35mm without Brake	1/5/P35 P	Poly-carbonate	Load/Wheel: 25Kg	Fumed	Set of 2 Pcs.	1	379
	Swivel Castor Ø 35mm with 2 Brakes	1/5/P35 PB-2	Poly-carbonate	Load/Wheel: 25Kg	Fumed	Set of 4 Pcs.	1	802
	Swivel Castor Ø 50mm with Brake	1/5/P50 PB	Poly-carbonate	Load/Wheel: 35Kg	Fumed	Set of 2 Pcs.	1	624
	Swivel Castor Ø 50mm without Brake	1/5/P50 P	Poly-carbonate	Load/Wheel: 35Kg	Fumed	Set of 2 Pcs.	1	576
	Swivel Castor Ø 50mm with 2 Brakes	1/5/P50 PB-2	Poly-carbonate	Load/Wheel: 35Kg	Fumed	Set of 4 Pcs.	1	1200
	Swivel Castor Ø 75mm with Brake	1/5/P75 PB	Poly-carbonate	Load/Wheel: 45Kg	Fumed	Set of 2 Pcs.	1	947
	Swivel Castor Ø 75mm without Brake	1/5/P75 P	Poly-carbonate	Load/Wheel: 45Kg	Fumed	Set of 2 Pcs.	1	888
	Swivel Castor Ø 75mm with 2 Brakes	1/5/P75 PB-2	Poly-carbonate	Load/Wheel: 45Kg	Fumed	Set of 4 Pcs.	1	1835
*Add P for Plate and T for Thread to the Castors required, *Add Rs. 121.00/- to MRP for all 4 Brake (Set of 4 Pcs.)								
<b>TWIN WHEEL CASTORS</b>								
 	Twin Wheel Plate	1/1/N40P	Nylon	Load/Wheel: 20Kg	BL	Set of 4 Pcs.	1	178
	Twin Wheel Thread	1/1/N40T	Nylon	Load/Wheel: 20Kg	BL	Set of 4 Pcs.	1	154
	Twin Wheel Plate (With 2 Brakes)	1/1/N40BP-2	Nylon	Load/Wheel: 20Kg	BL	Set of 4 Pcs.	1	205
	Twin Wheel Thread (With 2 Brakes)	1/1/N40BT-2	Nylon	Load/Wheel: 20Kg	BL	Set of 4 Pcs.	1	175
	Twin Wheel Plate (With 4 Brakes)	1/1/N40BP-4	Nylon	Load/Wheel: 20Kg	BL	Set of 4 Pcs.	1	233
	Twin Wheel Thread (With 4 Brakes)	1/1/N40BT-4	Nylon	Load/Wheel: 20Kg	BL	Set of 4 Pcs.	1	198
	Twin Wheel Plate	1/1/N50P	Nylon	Load/Wheel: 35Kg	BL	Set of 4 Pcs.	1	199
	Twin Wheel Thread	1/1/N50T	Nylon	Load/Wheel: 35Kg	BL	Set of 4 Pcs.	1	176
	Twin Wheel Plate (With 2 Brakes)	1/1/N50BP-2	Nylon	Load/Wheel: 35Kg	BL	Set of 4 Pcs.	1	243
	Twin Wheel Thread (With 2 Brakes)	1/1/N50BT-2	Nylon	Load/Wheel: 35Kg	BL	Set of 4 Pcs.	1	212
	Twin Wheel Plate (With 4 Brakes)	1/1/N50BP-4	Nylon	Load/Wheel: 35Kg	BL	Set of 4 Pcs.	1	287
	Twin Wheel Thread (With 4 Brakes)	1/1/N50BT-4	Nylon	Load/Wheel: 35Kg	BL	Set of 4 Pcs.	1	247
* P for Plate and T for Thread Castors.								

## WINDOW & DOOR FITTINGS

ITEM	ITEM CODE	MATERIAL	SIZE	FINISH	PCS. / SET	SPU	MRP	
<b>WINDOW &amp; DOOR FITTINGS</b>								
	Friction Stay (65°)	ZFRS 813	SS	203x19x13.5 mm Max Load:13Kg	SS	Pair	50	242
	Friction Stay SS (13 mm Stack Ht.)	ZFRS 1013	SS	254x19x13 mm Max Load: 12Kg	SS	Pair	50	262
		ZFRS 1213	SS	305x19x13 mm Max Load: 18Kg	SS	Pair	50	291
		ZFRS 1413	SS	356x19x13 mm Max Load 22Kg	SS	Pair	50	371
		ZFRS 1613	SS	406x19x13 mm Max Load 28Kg	SS	Pair	50	436
	Glass Door Handle - D SS202	ZD-GDH-1925		Ø 19 x 250 mm	BS	Set of 2	1	756
		ZD-GDH-2230		Ø 22 x 300 mm	BS	Set of 2	1	832
		ZD-GDH-2545		Ø 25 x 450 mm	BS	Set of 2	1	964
		ZD-GDH-3260		Ø 32 x 600 mm	BS	Set of 2	1	1406
	Glass Door Handle - H SS202	ZH-GDH-2215		Ø 22 x 150 mm	BS	Set of 2	1	1014
		ZH-GDH-2520		Ø 25 x 200 mm	BS	Set of 2	1	1066
		ZH-GDH-2530		Ø 25 x 300 mm	BS	Set of 2	1	1146
		ZH-GDH-3245		Ø 32 x 450 mm	BS	Set of 2	1	1353
		ZH-GDH-3275		Ø 32 x 750 mm	BS	Set of 2	1	1902
	Concealed Door Hinges Standard	4/2/CDH 3	Zinc Die Cast	13 x 45 mm Load: 5Kg	SNP	Set of 2 Pcs.	1	555
		4/2/CDH 4	Zinc Die Cast	13 x 60 mm Load: 10Kg	SNP	Set of 2 Pcs.	1	740
		4/2/CDH 5	Zinc Die Cast	16 x 70 mm Load: 15Kg	SNP	Set of 2 Pcs.	1	1087
	Concealed Door Hinges Standard	4/2/CDH 3-AQ	Zinc Die Cast	13 x 45 mm Load: 5Kg	AQ	Set of 2 Pcs	1	654
		4/2/CDH 4-AQ	Zinc Die Cast	13 x 60 mm Load: 10Kg	AQ	Set of 2 Pcs	1	817
	Concealed Door Hinges - Noise Reduction	4/2/CDH 6 NR	Zinc Die Cast	19 x 95 mm Load: 25Kg	SNP	Set of 2 Pcs.	1	1990
4/2/CDH 8 NR		Zinc Die Cast	27 x 116 mm Load: 40Kg	SNP	Set of 2 Pcs.	1	3782	
	Butt Hinges - SS	Z-BH-W316		75 x 47 x 1.45 mm	SS	Set of 2 Pcs.	1	115
		Z-BH-W312		75 x 50 x 2.4mm	SS	Set of 2 Pcs.	1	161
		Z-BH-W412		100 x 60 x 2.4mm	SS	Set of 2 Pcs.	1	245
		Z-BH-W512		125 x 68 x 2.4mm	SS	Set of 2 Pcs.	1	291
		Z-BH-W413		100 x 75 x 3mm	SS	Set of 2 Pcs.	1	339
		Z-BH-W513		125 x 75 x 3mm	SS	Set of 2 Pcs.	1	406
		Z-BH-W613		150 x 75 x 3mm	SS	Set of 2 Pcs.	1	463







## KITCHEN SYSTEMS & ACCESSORIES

ITEM	ITEM CODE	MATERIAL	SIZE	FINISH	PCS. / SET	SPU	MRP
<b>KITCHEN BASKETS &amp; ACCESSORIES - Stainless Steel &amp; Non Rust</b>							
<b>THIN WALL DRAWER SYSTEM</b>							
	Thin Wall Drawer System 80	TDS1-30-AT	300 mm	AT	Set	4	1844
		TDS1-35-AT	350 mm	AT	Set	4	1959
		TDS1-40-AT	400 mm	AT	Set	4	2127
		TDS1-45-AT	450 mm	AT	Set	4	2288
		TDS1-50-AT	500 mm	AT	Set	4	2480
		TDS1-55-AT	550 mm	AT	Set	4	2590
	Thin Wall Drawer System 120	TDS2-30-AT	300 mm	AT	Set	4	2018
		TDS2-35-AT	350 mm	AT	Set	4	2150
		TDS2-40-AT	400 mm	AT	Set	4	2340
		TDS2-45-AT	450 mm	AT	Set	4	2525
		TDS2-50-AT	500 mm	AT	Set	4	2722
		TDS2-55-AT	550 mm	AT	Set	4	2870
	Thin Wall Drawer System 150	TDS3-30-AT	300 mm	AT	Set	4	2118
		TDS3-35-AT	350 mm	AT	Set	4	2273
		TDS3-40-AT	400 mm	AT	Set	4	2479
		TDS3-45-AT	450 mm	AT	Set	4	2680
		TDS3-50-AT	500 mm	AT	Set	4	2891
		TDS3-55-AT	550 mm	AT	Set	4	3057
	Thin Wall Drawer System 180	TDS4-30-AT	300 mm	AT	Set	4	2221
		TDS4-35-AT	350 mm	AT	Set	4	2399
		TDS4-40-AT	400 mm	AT	Set	4	2619
		TDS4-45-AT	450 mm	AT	Set	4	2839
		TDS4-50-AT	500 mm	AT	Set	4	3089
		TDS4-55-AT	550 mm	AT	Set	4	3247
	Back Panel for Thin Wall Drawer System 80	TDSBP-80	3 mtr	AT	Each	1	2235
	Back Panel for Thin Wall Drawer System 120	TDSBP-120	3 mtr	AT	Each	1	3656
	Back Panel for Thin-Wall Drawer System 150	TDSBP-150	3 mtr	AT	Each	1	5123
<b>Anti Skid Mat</b>							
	Shelf Mat - Black (Dotted)	ZSM1-BLD	51cm x 5m	BL	1 roll of 5m		115 /mtr
	Shelf Mat - White (Dotted)	ZSM1-WHD	51cm x 5m	WH	1 roll of 5m		125 /mtr
	Anti Skid Mat - Clear (Box)	ZASM-CLB	51cm x 5m	CL	1 roll of 5m		242 /mtr

## KITCHEN SYSTEMS & ACCESSORIES

ITEM	ITEM CODE	MATERIAL	SIZE	FINISH	PCS. / SET	SPU	MRP	
<b>KITCHEN BASKETS - Plain</b>			<b>Width</b>	<b>Depth</b>				
	Right Angle Basket - Plain - 15 Series	ZRA-15-16-4	SS	380	405	Each	1	1197
		ZRA-15-16-6	SS	380	405	Each	1	1316
		ZRA-15-16-8	SS	380	405	Each	1	1582
		ZRA-15-18-4	SS	380	455	Each	1	1282
		ZRA-15-18-6	SS	380	455	Each	1	1394
		ZRA-15-18-8	SS	380	455	Each	1	1678
		ZRA-15-20-4	SS	380	505	Each	1	1376
		ZRA-15-20-6	SS	380	505	Each	1	1495
		ZRA-15-20-8	SS	380	505	Each	1	1789
	Right Angle Basket - Plain - 17 Series	ZRA-17-20-4	SS	430	505	Each	1	1471
		ZRA-17-20-6	SS	430	505	Each	1	1587
		ZRA-17-20-8	SS	430	505	Each	1	1893
	Right Angle Basket - Plain - 19 Series	ZRA-19-20-4	SS	480	505	Each	1	1604
		ZRA-19-20-6	SS	480	505	Each	1	1743
		ZRA-19-20-8	SS	480	505	Each	1	2061
	Right Angle Basket - Plain - 21 Series	ZRA-21-20-4	SS	530	505	Each	1	1694
		ZRA-21-20-6	SS	530	505	Each	1	1843
		ZRA-21-20-8	SS	530	505	Each	1	2173
<b>KITCHEN BASKETS - Cup &amp; Saucer</b>			<b>Width</b>	<b>Depth</b>				
	Right Angle Cup & Saucer Kitchen Basket - 15 Series	ZRA-15-16-4 CS	SS	380	405	Each	1	1225
		ZRA-15-18-4 CS	SS	380	455	Each	1	1330
		ZRA-15-20-4 CS	SS	380	505	Each	1	1436
	Right Angle Cup & Saucer Kitchen Basket - 17 Series	ZRA-17-20-4 CS	SS	430	505	Each	1	1487
		ZRA-19-20-4 CS	SS	480	505	Each	1	1568
	Right Angle Cup & Saucer Kitchen Basket - 21 Series	ZRA-21-20-4 CS	SS	530	505	Each	1	1632
<b>KITCHEN BASKETS - Plate</b>			<b>Width</b>	<b>Depth</b>				
	Right Angle Plate Kitchen Basket - 15 Series	ZRA-15-16-6 PL	SS	380	405	Each	1	1371
		ZRA-15-18-6 PL	SS	380	455	Each	1	1499
		ZRA-15-20-6 PL	SS	380	505	Each	1	1589
	Right Angle Plate Kitchen Basket - 17 Series	ZRA-17-20-6 PL	SS	430	505	Each	1	1687
	Right Angle Plate Kitchen Basket - 19 Series	ZRA-19-20-6 PL	SS	480	505	Each	1	1815
	Right Angle Plate Kitchen Basket - 21 Series	ZRA-21-20-6 PL	SS	530	505	Each	1	1915

## KITCHEN SYSTEMS & ACCESSORIES

ITEM	ITEM CODE	MATERIAL	SIZE	FINISH	PCS. / SET	SPU	MRP
<b>KITCHEN BASKETS - Thali</b>							
			Width	Depth			
	Right Angle Thali Kitchen Basket - 15 Series	ZRA-15-16-8 TH	SS	380	405	Each	1 1522
		ZRA-15-18-8 TH	SS	380	455	Each	1 1626
		ZRA-15-20-8 TH	SS	380	505	Each	1 1740
	Right Angle Thali Kitchen Basket - 17 Series	ZRA-17-20-8 TH	SS	430	505	Each	1 1833
	Right Angle Thali Kitchen Basket - 19 Series	ZRA-19-20-8 TH	SS	480	505	Each	1 1958
	Right Angle Thali Kitchen Basket - 21 Series	ZRA-21-20-8 TH	SS	530	505	Each	1 2058
<b>KITCHEN BASKETS - Half Bottle Rack</b>							
	Right Angle Half Bottle Rack	ZRA-15-20-6 HBR	SS	380	505	Each	1 1582
		ZRA-19-20-6 HBR	SS	480	505	Each	1 1905
<b>KITCHEN BASKETS - Cutlery</b>							
	Right Angle Cutlery Kitchen Basket - 15 Series	ZRA-15-20-4 CT	SS	380	505	Each	1 3102
	Right Angle Cutlery Kitchen Basket - 17 Series	ZRA-17-20-4 CT	SS	430	505	Each	1 3539
	Right Angle Cutlery Kitchen Basket - 19 Series	ZRA-19-20-4 CT	SS	480	505	Each	1 3873
	Right Angle Cutlery Kitchen Basket - 21 Series	ZRA-21-20-4 CT	SS	530	505	Each	1 4201
	Right Angle Cutlery Kitchen Basket - Eco	ZRA-15-20-4 CT E	SS	380	505	Each	1 2670
		ZRA-17-20-4 CT E	SS	430	505	Each	1 2972
		ZRA-19-20-4 CT E	SS	480	505	Each	1 3179
		ZRA-21-20-4 CT E	SS	530	505	Each	1 3397
<b>KITCHEN BASKETS - Utensil</b>							
	Right Angle Kitchen Utensil Basket - 28 Series	ZRA-28-20-5 UB	SS	700	505	Each	1 2368
	Right Angle Kitchen Utensil Basket - 32 Series	ZRA-32-20-5 UB	SS	800	505	Each	1 2537
<b>DINNER SET BASKET</b>							
	Dinner Set Basket	ZDSB 28-20-6	SS	710	505	Each	1 2693
		ZDSB 32-20-6	SS	810	505	Each	1 2920

## KITCHEN SYSTEMS & ACCESSORIES

ITEM		ITEM CODE	MATERIAL	SIZE	FINISH	PCS. / SET	SPU	MRP
<b>KITCHEN GRAIN DRAWER</b>								
				Width	Depth			
	Kitchen Grain Drawer	ZKGD 16-20-14	SS	405	505	Each	1	3689
		ZKGD 20-20-14	SS	500	500	Each	1	4127
	Basket Clip	7/8-BC SS	SS		SS	Each	1	7
	Bottle Pullout - SS Soft Close (2 Tier Full Set with Basket / Ebco Concealed Slides and Clip)	ZBSPSC2-100		100 x 506 x 525 mm (for 150 mm wide Cabinet)	SS	Set	1	3457
		ZBSPSC2-150		150 x 506 x 525 mm (for 200 mm wide Cabinet)	SS	Set	1	3614
		ZBSPSC2-200		200 x 506 x 525 mm (for 250 mm wide Cabinet)	SS	Set	1	3803
	Side Pullout Holder	ZSPH 16-23	SS	400		Each	1	1225
		ZSPH 20-19	SS	500		Each	1	1230
		ZSPH 20-23	SS	500		Each	1	1347
		ZSPH 24-23	SS	600		Each	1	1467
	Side Pullout Basket	ZRA 4-20-3 SPB	SS	100	505	Each	1	591
		ZRA 6-20-3 SPB	SS	150	505	Each	1	666
		ZRA 8-20-3 SPB	SS	200	505	Each	1	744
	Side Pullout Frameless 2 Tier	ZSPOB 4-20-17D	SS	100	505	Each	1	1404
		ZSPOB 6-20-17D	SS	150	505	Each	1	1597
		ZSPOB 8-20-17D	SS	200	505	Each	1	1768
	Side Pullout Frameless 3 Tier	ZSPOB 6-20-21T	SS	150	505	Each	1	2181
		ZSPOB 8-20-21T	SS	200	505	Each	1	2443
	Kitchen Carrousel Unit 650 mm - Wire	ZKC26W	SS	650 mm Dia.	Polished SS	Set	1	7316
	Kitchen Carrousel Unit 750 mm - Wire	ZKC30W	SS	750 mm Dia.	Polished SS	Set	1	8004

## KITCHEN SYSTEMS & ACCESSORIES

ITEM	ITEM CODE	MATERIAL	SIZE	FINISH	PCS. / SET	SPU	MRP	
<b>KITCHEN GLASS RACK / PLATE RACK / DRIP TRAY</b>			Width	Depth				
	Kitchen Glass Rack	ZGR 22-10	SS	550	255	Each	1	815
		ZGR 24-10	SS	595	255	Each	1	843
		ZGR 28-10	SS	705	255	Each	1	968
		ZGR 30-10	SS	755	255	Each	1	1045
		ZGR 34-10	SS	855	255	Each	1	1135
	Kitchen Plate Rack	ZPR 22-10	SS	550	255	Each	1	988
		ZPR 24-10	SS	595	255	Each	1	1057
		ZPR 28-10	SS	705	255	Each	1	1212
		ZPR 30-10	SS	755	255	Each	1	1298
		ZPR 34-10	SS	855	255	Each	1	1453
	Kitchen Drip Tray (w/o Rod Support & Anchors)	ZDT-16-10E	SS	450 x 243	Grey	Each	1	580
		ZDT-18-10E	SS	500 x 243	Grey	Each	1	631
		ZDT-22-10E	SS	534 x 243	Grey	Each	1	748
		ZDT-24-10E	SS	580 x 243	Grey	Each	1	784
		ZDT-26-10E	SS	700 x 243	Grey	Each	1	863
		ZDT-28-10E	SS	690 x 243	Grey	Each	1	911
		ZDT-30-10E	SS	740 x 243	Grey	Each	1	974
ZDT-34-10E	SS	840 x 243	Grey	Each	1	1127		
	Kitchen Counter Utility Trolley Basket (2 tier)	ZUT 15-12-15	SS	300 x 376 x 375mm	Polished SS	Each	1	2703
	Kitchen Utility Trolley Basket (3 tier)	ZUT 15-12-24	SS	376 x 300 x 600mm	Polished SS	Each	1	3881
<b>WALL HANGING ACCESSORIES - Stainless Steel Non-Rust</b>								
	Kitchen Drawer Rack - Plate	ZKDR-18P		455*123*100 mm	SS	Each	1	607
		ZKDR-20P		504*123*100 mm	SS	Each	1	654
	Kitchen Drawer Rack - Thali	ZKDR-18T		455*151*150 mm	SS	Each	1	766
		ZKDR-20T		504*151*150 mm	SS	Each	1	802
	Kitchen Paper-Towel Rack	ZKWA-T	SS	350 x 350 x 165mm	SS	Each	1	748
	Kitchen Corner Rack	ZKWA-C	SS	350 x 280 x 300mm	SS	Each	1	1157
Add 'H' to the existing code for Wall Hanging models (Hook type)								

**KITCHEN SYSTEMS & ACCESSORIES**

ITEM	ITEM CODE	MATERIAL	SIZE	FINISH	PCS. / SET	SPU	MRP	
	Wine Glass Holder (Single)	ZWGHS 4-14-3	SS	110 x 350 x 65mm	SS	Each	1	232
	Wine Glass Holder (Double)	ZWGHD 8-14-3	SS	210 x 350 x 65mm	SS	Each	1	395
	Cup Hanger	ZCH-6	SS	105 x 280 x 51mm	SS	Each	1	249
	Kitchen Caddie	ZKCD 24-10-5	SS	600 x 240 x 138mm	SS	Each	1	1216
	Shutter Bin Basket	ZSB 13-10-14	SS	330 X 250 X 350mm	SS	Each	1	1349
	Shutter Bin Holder	ZSBH 10-11-6	SS	260 X 290 X 140mm	SS	Each	1	691
	Detergent Holder	ZDH 9-8-13	SS	235 x 200 x 330mm	SS	Each	1	782
	Cylinder Trolley	ZCYT 12-2	SS	300 mm Dia.	SS	Each	1	1017
		7/8-12CYT	Steel	300 mm Dia.	P.C.	Each	1	615


New Products \*

Item Code Change ■

Price Increase ▲

Price Decrease ▼

## The secret ingredient of well-made kitchens.



## BUILT FOR LONG INNINGS.

Lasting Furniture Fittings from Ebco

Every furniture fitting by Ebco has been tested a thousand times, so that you can depend on them for a lifetime.

Visit our **Discovery Center** near you.



Scan to View  
our Brochure



Discovery Center  
Locator

Truly Indian and World-Class.

Reach us at [info@ebco.in](mailto:info@ebco.in) or call +91-22-6783 7777 |  
Toll-free 1800 120 1122 | Web [ebco.in](http://ebco.in)

62 YEARS OF  
MANUFACTURING  
EXCELLENCE



Drawer Systems



Storage Systems



Corner Solutions



Waste Sorting System



LED Furniture Lights



Scan with Smartphone  
to view our Brochure

Truly Indian and World-Class



# DO'S & DON'Ts

Furniture Fittings  
Care to last long



Install the products as per fitting instructions provided.



Ensure proper adjustments/alignments and after installation (including floor level and cabinet dimensions).



Hardware installation to be carried out only after civil & painting work is completed.



Always use a clean and dry cloth to wipe any part of the hardware. May be done twice a month.



For materials such as stainless steel etc., always use a special cleaner (if available) or clean water in a soft cloth or sponge (slightly damp, not wet) and re-wipe the area with a dry cloth once done.



If unsure about product installation, please download fitting instruction from [www.ebco.in](http://www.ebco.in) or contact our authorized distributor/dealer or company directly for assistance.



Do not use any kind of cleaning agents such as Thinner, Turpentine Oil, Colin, Detergent Solutions etc. to clean hardware components. Do not apply Paints, Polish, Varnish.



Do not abuse the product- i.e, hammering and forcefully exceeding the opening angles, forcefully pushing the channels without considering/checking for side gaps, exceeding the specified load capacity, exposing to heat or fire etc. (Do not alter or modify a product)



Do not lubricate the products without first checking the applicability of the lubricant with the company.



Do not open a product to inspect it's internal parts without consulting an authorized distributor or the company directly.




Do not let saw dust and concrete rubble/dust enter any components of the hardware.

**Finest quality  
at best prices.**

**Zipco®**

Zipco Bird Spikes.  
Flexible. Non-corrosive.



The harmless way and protect your buildings.


- **Harmless:** Does not harm birds as they do not land but fly away.
- **Flexible:** Can be applied on curved surfaces, circular pillars and it can be cut to length for exact fit.
- **Smaller spike:** Prevents rats and other vermin. Ideal for compound walls.
- Ideal for office buildings, hotels, hospitals, residences, warehouses, factories, etc.
- Usable on windowsills, ledges, air conditioners, pipes, etc.




Hinges



Ball Bearing Slides



SS Baskets



Construction Fasteners



Gypsum Screws



Castors



Concealed Door Hinges

- High precision Ball Bearing Slides
- Wide range of SS Kitchen Baskets to choose from
- High precision Roofing Screws (Construction Fasteners) and Dry Wall (Gypsum Screws)
- Heavy duty polycarbonate Castors and Concealed Door Hinges.

[www.zipco.in](http://www.zipco.in)